

# Entry Summary (ENS) Declarations




## Checklist for traders of excise goods [1/2]

### Action

\*One-time action

Active step

No action required

- Ensure you and your haulier/intermediary are registered with the Trader Support Service (TSS).\*
- Ensure your haulier is registered for the Goods Vehicle Movement Service (GVMS) in order to get a Goods Movement Reference (GMR).\*
- Pre-notify the Excise Movement and Control System (EMCS) of the goods movement.
- Provide your haulier/intermediary with the data required to complete an Entry Summary Declaration (see following page).
- Note:** If you are registered for the UK Internal Market Scheme (UKIMS) ensure that the Importer EORI used on the Entry Summary Declaration is the EORI number aligned to your UK Internal Market Scheme (UKIMS) authorisation.
- Submit this data through the TSS Portal at least two hours before goods are due to arrive in Northern Ireland – you or your haulier/intermediary can complete this step.
-  *TSS completes import declaration requirements.*
-  *Your haulier populates the GMR in GVMS using information provided by TSS.*
-  *Once the GMR is completed, your haulier can board the ferry and move the goods.*

### What is an Entry Summary Declaration?

- Entry Summary Declarations are required for all goods moved from Great Britain to Northern Ireland.
- It is the legal responsibility of the carrier to ensure safety and security information is declared via the Entry Summary Declaration, but other parties (trader, haulier or intermediary) may agree to complete it.

**Note:** Alcohol and tobacco are examples of excise goods.

### How does TSS support Entry Summary Declarations?

- TSS provides a portal for registered traders, carriers and hauliers to provide safety and security data which TSS will use to generate and submit Entry Summary Declarations to HMRC.
- TSS uses this and further data provided by the trader to complete import declaration requirements.

# Entry Summary (ENS) Declarations

## Checklist for traders of excise goods [2/2]

### Data requirements for ENS declarations

#### Movement data

- Type of Movement
- Identity Number of Transport
- Nationality of Means of Transport
- Your XI/EU EORI
- Arrival Date/Time
- Port of Departure/Arrival
- Place of loading/unloading
- Seal Number
- Transport Document Reference
- Transport Charges

#### Item data

- Type of Package
- Number of pieces/packages
- Gross Mass (KG)
- Goods Description
- Package Marks
- Invoice number/delivery note
- Equipment number, if containerised
- UN dangerous goods code

#### Controlled Goods

- Confirmation & type
- Commodity Code
- Country of Origin
- Item Price
- Release to free circulation
- Administrative Reference Code

#### Consignment data

- Consignor/consignee EORI
- Importer EORI and details

**Note: For a GB EORI, the full importer name and address is required to complete the declaration.**

- Exporter EORI and details

For further help, please refer to the [ENS Step-by-step guide: Standard Process and Consignment First Process](#) or consult the TSS Contact Centre for support on 0800 060 8888.