

# Guidance on resolution to common error codes for Entry Summary and Simplified Frontier Declarations

July 2025



# Contents

## Introduction and Contents

Guidance on interpreting error codes in the  
Trader Support Service (TSS) Portal

Explanation of common errors

# Introduction

## This document will help you to...

---

- Understand how to interpret the text of an error message in the TSS Portal.
  - Understand the meaning of some of the most common error messages seen in your Entry Summary Declaration or the Simplified Frontier Declaration and how to resolve them (see the summary on the next screen).
- 

This document **does not** contain a comprehensive list of how to resolve every error you may encounter on the TSS Portal.

For further information on any data field that an error pertains to, refer to the [Data guide: TSS declaration data requirements](#) and CDS error code guidance available in [GOV.UK](#).

## Common errors (1/2)

Error	Description
<a href="#">R840</a>	Invalid EU/XI EORI number input in <b>Consignor EORI</b> / <b>Consignee EORI</b> field
<a href="#">BASIC</a>	Field contains a non-alpha numeric character
<a href="#">ICS2 validation code 81</a>	ICS2 Error: Duplicate Transport <b>Document Reference</b>
<a href="#">CDS10001</a>	Obligation Error: mandatory data element has not been provided
<a href="#">CDS10020</a>	Data field entry has invalid value
<a href="#">CDS12005</a>	Invalid <b>Exporter EORI</b>
<a href="#">CDS12007</a>	The authorisation(s) you have entered are not valid
<a href="#">CDS12024</a>	Uniqueness Error: the value declared should be unique
<a href="#">CDS12056</a>	Relation Error: the values in two or more related fields are incompatible
<a href="#">CDS12070</a>	Relation Error: given information in one data field is populated, information must not be put in another data field

## Common errors (2/2)

Error	Description
<a href="#">CDS12075</a>	Relation Error: information in one data field cannot be written, given information in another data field
<a href="#">CDS12077</a>	Relation Error: information in one data field must be written, given information in another data field
<a href="#">CDS12096</a>	Relation Error: not declared all the relevant authorisations at an item level
<a href="#">CDS12123</a>	Value must be greater than 0
<a href="#">CDS12149</a>	Relation Error means that information in one data field cannot be written, given information in another data field. In this case, it means that using <b>Additional Procedure Code</b> '000' means you cannot use another <b>Additional Procedure Code</b>
<a href="#">CDS40011</a>	A data value is missing for the relevant field
<a href="#">CDS40013</a>	An invalid value has been added, for example, an invalid <b>Commodity Code</b>
<a href="#">CDS40045</a>	A document for an item in the <b>Document References</b> tab is missing
<a href="#">CDS40066</a>	The <b>Commodity Code</b> cannot be declared for your items due to restrictions in the use of the <b>Commodity Code</b>
<a href="#">CDS71200</a>	Documents with identical <b>Document References</b> are not permitted

# Contents

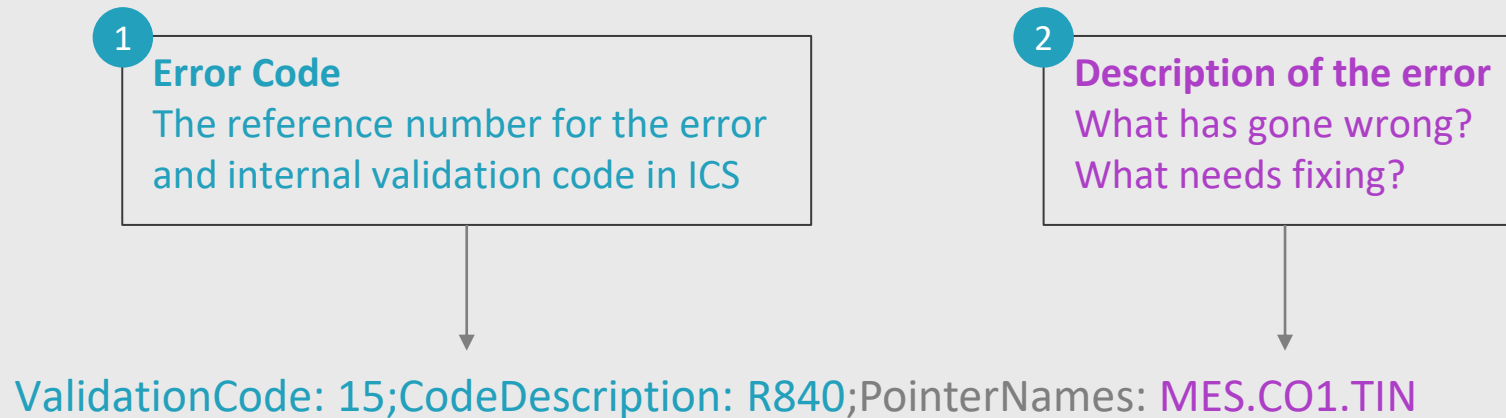
Introduction and Contents

**Guidance on interpreting error codes in the  
Trader Support Service (TSS) Portal**

Explanation of common errors

# How do I interpret an error code from Import Control System NI (ICS NI\*) and Import Control System 2 (ICS2) in the TSS Portal?

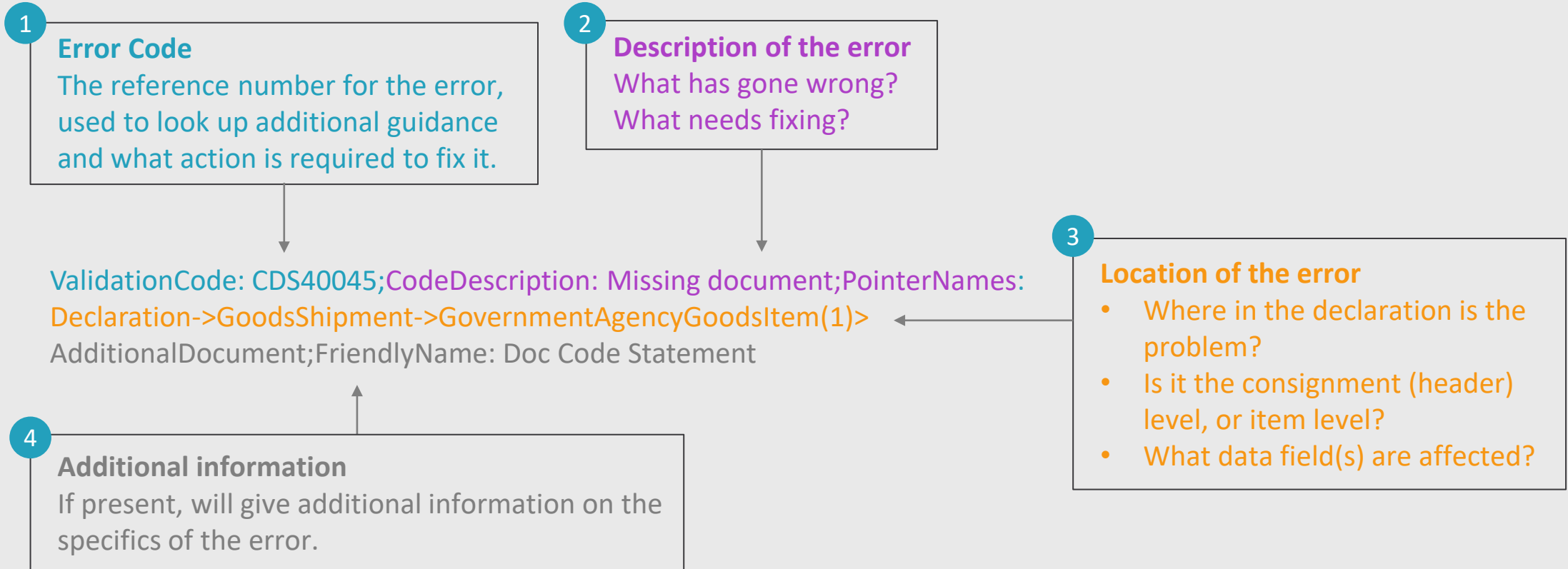
A sample error code message for R840 is shown here for reference:



**\*Safety and security data for moving goods from Great Britain (GB) to Northern Ireland (NI) is required by a lodgment of an Entry Summary Declaration. TSS submits information on the Entry Summary Declaration for risk assessment. The current Import Control System for Northern Ireland (ICS NI) is being replaced by the Import Control System 2 (ICS2) from September 2025.**

# How do I interpret an error code beginning with CDS in the TSS Portal?

A sample error code message for CDS40045 is presented here for reference:





## 1 Breaking down a CDS error message – error code reference number

### Error code reference number:

**ValidationCode: CDS40045**;CodeDescription: Missing document;PointerNames: Declaration->GoodsShipment->GovernmentAgencyGoodsItem(1)->**AdditionalDocument**;FriendlyName: Doc Code Statement

### ValidationCode: CDS40045;

This provides the reference number for the specific error.

The reference number can be used to look up additional guidance on the error and what action is required to fix it.

See [Customs Declaration Service error codes](#) on GOV.UK.

## 2 Breaking down a CDS error message – description of the error

### Description of the error

ValidationCode: CDS40045;**CodeDescription: Missing document;**PointerNames: Declaration->GoodsShipment->GovernmentAgencyGoodsItem(1)->AdditionalDocument;FriendlyName: Doc Code Statement

### **CodeDescription: Missing document;**

The description gives you an overview of what is wrong: in this case a document that is required to declare the goods is missing.

This part of the error code will give you an initial idea of what is wrong.

### 3 Breaking down a CDS error message – location of the error

#### Location of the error

ValidationCode: CDS40045;CodeDescription: Missing document;PointerNames:

**Declaration->GoodsShipment->GovernmentAgencyGoodsItem(1)->** AdditionalDocument;FriendlyName: Doc  
Code Statement

PointerNames: **Declaration->GoodsShipment->**

Where the error code shows only Declaration->GoodsShipment-> this means the error is with a consignment (header) level data element.

PointerNames: **Declaration->GoodsShipment->GovernmentAgencyGoodsItem(1)**

Where Declaration->GoodsShipment-> is followed by GovernmentAgencyGoodsItem(xx) this means the error is with a specific item on the declaration. The number in brackets, in this example (1), identifies the goods item with the error, in this case item number 1.

Multiple instances of the same error may be received for each goods item that contains the error.

## 4 Breaking down a CDS error message – identifying the problem

### Identifying the problem – what type of error?

ValidationCode: CDS40045;CodeDescription: Missing document;PointerNames: Declaration->GoodsShipment->GovernmentAgencyGoodsItem(1)->AdditionalDocument;FriendlyName: Doc Code Statement

#### AdditionalDocument;FriendlyName: Doc Code Statement

This part of the message provides details on what has actually gone wrong. In this case a Document Code statement.

This combined with the [CodeDescription: Missing document](#) tells the user that a Document Code and its associated details are missing from the declaration.

This may be supported by additional information text or codes to expand on what is required for that missing document.

# Contents

Introduction and Contents

Guidance on interpreting error codes in the  
Trader Support Service (TSS) Portal

**Explanation of common errors**

# Import Control System (ICS NI / ICS2) Error R840

Error	Corresponding field	Description of error
R840	<b>Consignor EORI</b> field in the Entry Summary Declaration	MES.CO1.TIN: This error is caused by an invalid EU/XI EORI number input in <b>Consignor EORI</b> field
	<b>Consignee EORI</b> field in the Entry Summary Declaration	MES.CE1.TIN: This error is caused by an invalid EU/XI EORI number input in <b>Consignee EORI</b> field

**Consignor**

Consignor EORI

If you need to check the validity of an XI or EU EORI, please click [this link](#) which will take you to the Europa EOS EORI checker where you can enter the EORI and check it.

☒ Consignor Address Required/EORI Unknown

• Consignor Name

• Consignor Street and Number

• Consignor City

• Consignor Postcode

• Consignor Country

**Consignee**

Consignee EORI

If you need to check the validity of an XI or EU EORI, please click [this link](#) which will take you to the Europa EOS EORI checker where you can enter the EORI and check it.

☒ Consignee Address Required/EORI Unknown

• Consignee Name

• Consignee Street and Number

• Consignee City

• Consignee Postcode

• Consignee Country

## Resolution

### How to find the field

The **Consignor EORI** field is located under **Consignor** section on the consignment page of the Entry Summary Declaration.

The **Consignee EORI** field is located under **Consignee** section on the consignment page of the Entry Summary Declaration.

You can check the validity of the EORI number(s): visit the [Europa Economic Operator Systems EORI checker](#).

### What you need to populate it with

You will need to provide the Consignor or Consignee details manually by ticking the **Consignor Address Required / EORI Unknown** and/or **Consignee Address Required / EORI Unknown** box depending on which error code applies.

See the [Data guide: TSS declaration data requirements](#)

## Import Control System (ICS NI / ICS2) Error BASIC: Field contains a non-alpha-numeric character

Error	Corresponding field	Description of error
BASIC	Any field in the Entry Summary Declaration or Simplified Frontier Declaration	<p>This error is caused by the presence of non-alpha-numeric characters (anything that is not a letter, number, space or symbol). This is often caused by a tab character (additional space created by clicking the 'tab' button), a CRLF (carriage return / line feed) or new line character. These characters may be present if you copy the data from another source, for example, an Excel or Word document.</p>

### Resolution

#### How to find the field

The Error Generating Field Path will guide you to the field causing the error.

#### What you need to populate it with

You will need to remove any non-alphanumeric characters, for instance, tab characters or CRLF (carriage return / line feed) characters (blank lines).

If this error persists, re-type manually without copying and pasting from another source.

See the [Data guide: TSS declaration data requirements](#)

# Import Control System 2 (ICS2) Error: Duplicate Transport Document Reference

Error	Corresponding field	Description of error
Validation Code:81	Transport Document Number field in the Entry Summary Declaration	<p><b>Duplicate Transport Document Reference.</b> There are uniqueness rules for the master and the house level transport documents per Entry Summary Declaration filing types. If those uniqueness rules are violated, this error is returned.</p> <p>This error indicates that the Transport Document Number for the consignment has already been used on another Entry Summary Declaration by the same Declarant</p>

## Resolution

### How to find the field

The Error Generating Field Path will guide you to the field causing the error.

In this example,

PointerNames:Consignment[transportDocumentNumber=pc12233]

### What you need to populate it with ?

The Entry Summary Declaration has to be submitted with the unique value for the Transport Document Number used.

The Transport Document Number must be unique for at least 1 for the same Declarant.

You will need to check the documentation for this consignment and amend the Transport Document Number

#### Error Message

Validation Code:81;Code Description:[filingAction=REGISTER] Duplicate Transport Document Reference UDC01;PointerNames:/ENS filing/Master Consignment[transportDocumentNumber=pc12233];  
Validation Code:81;Code Description:[filingAction=REGISTER] Duplicate Transport Document Reference UDC01;PointerNames:/ENS filing/Declarant[identificationNumber=XI363127805000];

\*Transport Document Number

This is an example of an ICS2 error message for illustration purposes only.

See the [Data guide: TSS declaration data requirements](#)



## Error CDS10001: Obligation error: mandatory data element has not been provided

Error	Corresponding field	Description of error
CDS10001	Any field in the Entry Summary Declaration or Simplified Frontier Declaration	Obligation error: mandatory data element has not been provided or is incomplete.

### Resolution

#### How to find the field

The error generating field path will guide you to the field causing the error.

#### What you need to populate it with

Data must be input into the field referred to by the error.

See the [Data guide: TSS declaration data requirements](#)

## Error CDS10020: Data field entry has an invalid value

Error	Corresponding field	Description of error
CDS10020	Any field in the Entry Summary Declaration or Simplified Frontier Declaration	This error occurs when the data field value is empty or the code used in the declaration is either not a recognised code or is not a code permitted on the particular declaration.

### Resolution

#### How to find the field

The Error Generating Field Path will guide you to the field causing the error.

#### What you need to populate it with

This will vary based on the fields. You should refer to the relevant row for each field and ensure you follow the guidance correctly, taking into account any nuances that arise from your movement.

The [Data guide: TSS declaration data requirements](#) will flag how the specifics of your movement may affect the population of the field.

See the [Data guide: TSS declaration data requirements](#)

## Error CDS12005: Party EORI invalid

Error	Corresponding field	Description of error
CDS12005	Consignment (header) level: <b>Exporter EORI</b> field	The <b>Party EORI</b> entered is not a valid EORI number.

### Exporter

\* Exporter EORI

☐ Exporter Address Required/EORI Unknown

### Resolution

#### How to find the field

The **Exporter EORI** field can be found within the Consignment Information section of the declaration.

#### What you need to populate it with

The user should review the **parties EORI** field and ensure they are entering a valid one. Note that all valid Exporter EORIs will start with GB or XI and be followed by 12-15 digits.

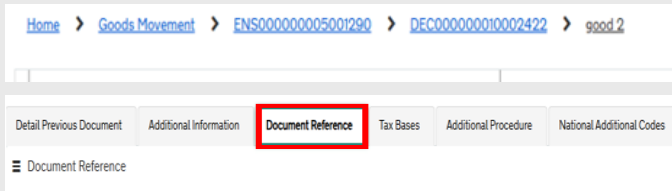
To obtain a GB or XI EORI, see [GOV.UK](https://gov.uk).

However, if the exporter does not have a valid EORI, they can still go ahead and fill in the name and address by ticking the **Exporter Address Required / EORI Unknown** box, leaving the EORI field blank.

See the [Data guide: TSS declaration data requirements](#)

## Error CDS12007: The authorisation(s) you have entered are not valid

Error	Corresponding field	Description of error
CDS12007	Item level: <a href="#">Document Reference</a>	<p>The authorisation(s) you have entered are not valid as:</p> <ul style="list-style-type: none"><li>• Authorisation(s) have expired</li><li>• The declared authorisation(s) do not belong to the party on the declaration, either the importer or TSS</li><li>• The authorisation(s) details are invalid</li></ul>



### Resolution

#### How to find the field

To find authorisations at an item level, navigate to the [Goods Records](#) tab at the bottom of the consignment page, and click on the relevant item. This will be the item that matches the goods shipment / goods item reference in the error code.

Once you have selected the correct item, navigate to the [Document Reference](#) tab at the bottom of the item page, which will house the relevant authorisations.

#### What you need to populate it with

You should ensure that any authorisations that you have entered have not expired, have valid details, and belong to the importer.

Reach out to TSS Agents for any further assistance on error resolution.

See the [Data guide: TSS declaration data requirements D/E 1/10](#)

## Error CDS12024: Uniqueness error: the value declared should be unique

Error	Corresponding field	Description of error
CDS12024	Any field in the Entry Summary Declaration or Simplified Frontier Declaration	<p>Uniqueness Error: The value declared should be unique</p> <ul style="list-style-type: none"><li>You have declared a value and repeated it, when this is not allowed</li></ul>

Home > Goods Movement > ENS000000000209933 > DEC000000000408929 > R18-S52-XIEORI-6629-015

**Procedures**

\*Procedure Code: 4000 x v

\*Additional Procedure Code: 000 x v

Detail Previous Document | Additional Information | Document Reference | **Additional Procedure** | National Additional Codes

≡ Additional Procedure New

### Resolution

#### How to find the field

The error message will point to the field that should be reviewed.

#### What you need to populate it with

You must ensure you do not input a value more than once in areas that capture the same information. If you do, delete the second instance.

#### For example:

The **Additional Procedure Code** '000' should only be entered if no other **Additional Procedure Codes** apply. This means that if you input the value '000' for an **Additional Procedure Code** in the **Goods Information** section in the relevant item page, you should not then include any other **Additional Procedure Codes** in the **Additional Procedure** tab at the bottom of the item page.

See the [Data guide: TSS declaration data requirements](#) D/E 1/11

## Error CDS12056: Relation error means values in two or more related fields are incompatible

Error	Corresponding field	Description of error
CDS12056	Any field in the Entry Summary Declaration or Simplified Frontier Declaration	Relation error means that information in one data field cannot be written, given information in another data field  The combination of elements is not allowed.

### Resolution

#### How to find the field

You will receive two of these errors consecutively. The two fields in these errors are the ones that are incompatible/empty. You should therefore navigate to the fields mentioned in the error.

#### What you need to populate it with

This will vary based on the fields. You should refer to the relevant row for each field in the [Data guide: TSS declaration data requirements](#) and ensure you follow the guidance correctly, considering any nuances that arise from your movement (the **Data guide** will flag how the specifics of your movement may affect the population of the field).

See the [Data guide: TSS declaration data requirements](#)

## Error CDS12070: Relation error: the value supplied in data field 1 mandates the completion of data field 2

Error	Corresponding field	Description of error
CDS12070	Any field in the Entry Summary Declaration or Simplified Frontier Declaration	<p>Relation error means that information in one data field cannot be written, given information in another valid data field</p> <ul style="list-style-type: none"><li>There are fields that are correlated (one mandates the completion of the other); however, one of the correlated fields is missing a value, or the value given is invalid</li></ul>

### Resolution

#### How to find the field

You will receive two of these errors consecutively. The two fields in these errors are the ones that are incompatible. The error message will point to the fields that should be reviewed.

#### What you need to populate it with

This will vary based on the fields. You should refer to the relevant row for each field in the [Data guide: TSS declaration data requirements](#) and ensure you follow the guidance correctly, taking into account any nuances that arise from your movement (the **Data guide** will flag how the specifics of your movement may affect the population of the field).

See the [Data guide: TSS declaration data requirements](#)

## Error CDS12075: Relation error: information in one data field cannot be written, given information in another data field

Error	Corresponding field	Description of error
CDS12075	Any field in the Entry Summary Declaration or Simplified Frontier Declaration	Relation error means that information in one data field cannot be written, given information in another data field

### Resolution

#### How to find the field

You will receive two or more of these errors consecutively. The two fields in these errors are the ones that are incompatible. You should therefore navigate to the fields mentioned in the error.

#### What you need to populate it with

This will vary based on the fields. You should refer to the relevant row for each field in the [Data guide: TSS declaration data requirements](#), and ensure you follow the guidance correctly, considering any nuances that arise from your movement (the **Data guide** will flag how the specifics of your movement may affect the population of the field).

- There is a need to clarify that the non-correlated data that has been input (but is not required) has been removed.

See the [Data guide: TSS declaration data requirements](#)



## Error CDS12077: Relation error: information in one data field must be written, given information in another data field

Error	Corresponding field	Description of error
CDS12077	Any field in the Entry Summary Declaration or Simplified Frontier Declaration	<p>Relation error means that information in one data field must be written, given information in another data field</p> <ul style="list-style-type: none"><li>One of the data fields has a missing or incomplete value</li></ul>

### Resolution

#### How to find the field

You will receive two of these errors consecutively. The two fields in these errors are the ones that you should refer to. You should therefore navigate to the fields mentioned in the error.

#### What you need to populate it with

One of the fields will have incorrect information. To find information on how each field is populated correctly, you should refer to the relevant row for each field in the [Data guide: TSS declaration data requirements](#), and ensure you follow the guidance correctly, taking into account any nuances that arise from your movement (the **Data guide** will flag how the specifics of your movement may affect the population of the field).

See the [Data guide: TSS declaration data requirements](#) D/E 6/14 and D/E 6/15

# Error CDS12096: Relation error: provided authorisation type requires specific document in Additional Documents

Error	Corresponding field	Description of error
CDS12096	Item level: <b>Document Reference</b>	You have not declared all the relevant <b>Document Codes</b> with associated authorisation numbers at the item level

## Resolution

### How to find the field

To find the **Holder Of Authorisation**, navigate to the bottom of the consignment page and locate the **Holder Of Authorisation** tab.

To find authorisations at an item level, navigate to the **Goods Records** tab at the bottom of the consignment page, and click on the relevant item. This will be the item that matches the goods item reference in the error code.

Once you have selected the right item, navigate to the **Document Reference** tab at the bottom of the item page, which will house the relevant authorisations.

For further HMRC guidance relating to Document Code references visit:

[Data Element 2/3: Documents and Other Reference Codes \(Union\) of the Customs Declaration Service](#)

### What you need to populate it with

You must ensure you do not delete entries that are automatically populated in the **Holder Of Authorisation** tab or **Document Reference** tab. If you have deleted entries, contact TSS, who will instruct you on how to resolve this error.

For further guidance specifically relating to Document Code errors refer to the [Document Code Guide](#)

See the [Data guide: TSS declaration data requirements D/E 2/3 and D/E 3/39](#)

[Home](#) > [Goods Movement](#) > [ENS000000000178170](#) > [DEC000000000318388](#)

[Decouple from Header](#) [Reprocess](#) [Cancel Consignment](#) [Cancel & Copy Consignment](#) [Copy Consignment](#) [Save \(Ctrl + s\)](#)

Required information [Does Consignment contain goods subject to control, licence or certification?](#)

[Goods Records](#) [Header Previous Document](#) [Holder Of Authorisation](#)

[Holder Of Authorisation](#) [New](#)

[Home](#) > [Goods Movement](#) > [ENS000000000178170](#) > [DEC000000000318388](#) > [Cornflakes](#)

[Detail Previous Document](#) [Additional Information](#) [Document Reference](#) [Additional Procedure](#) [National Additional Codes](#)

[Document Reference](#) [New](#)

No records in Document Reference using that filter

## Error CDS12123: Data Error: Value must be greater than 0

Error	Corresponding field	Description of error	Resolution
CDS12123	Any field in the Entry Summary Declaration or Simplified Frontier Declaration	Data Error: Value must be greater than 0	<p><b>How to find the field</b></p> <p>The error message will point to the field that should be reviewed.</p> <p><b>What you need to populate it with</b></p> <p>A value of greater than 0 is required. The error points to the field that should be corrected.</p>

See the [Data guide: TSS declaration data requirements](#)

## Error CDS12149: Relation Error: Additional Procedure Code 000 cannot be declared with any other Additional Procedure Codes

Error	Corresponding field	Description of error
CDS12149	Item level: <a href="#">Additional Procedure Code</a>	Relation error means that information in one data field cannot be input, due to the information in another data field. In this case, it means that using <a href="#">Additional Procedure Code</a> '000' means you cannot use another <a href="#">Additional Procedure Code</a>

### Resolution

#### How to find the field

To find the field [Additional Procedure Code](#), navigate to the [Goods Records](#) tab at the bottom of the consignment page, and click on the relevant item. This will be the item that matches the goods shipment / goods item reference in the error code. Once you have selected the right item, navigate to the [Procedures](#) section.

To find the [Additional Procedure](#) tab, navigate to the bottom of the same item page where you found the [Additional Procedure Code](#).

#### What you need to populate it with

[Additional Procedure Code](#) '000' should only be used if no other [Additional Procedure Codes](#) apply. This means that if you input value '000' for an [Additional Procedure Code](#) in the [Goods Information](#) section in the relevant item page, you should not then include any other [Additional Procedure Codes](#) in the [Additional Procedure](#) tab at the bottom of the item page.

See the [Data guide: TSS declaration data requirements D/E 1/11](#)

## Error CDS40011: A data value is missing for the relevant field

Error	Corresponding field	Description of error
CDS40011	Any field in the Entry Summary Declaration or Simplified Frontier Declaration	A data value is missing for a required field

### Resolution

#### How to find the field

The error message will point to the field that should be reviewed.

#### What you need to populate it with

This will vary based on the fields. You should refer to the relevant row for each field in the [Data guide: TSS declaration data requirements](#), and ensure you follow the guidance correctly, considering any nuances that arise from your movement (the **Data guide** will flag how the specifics of your movement may affect the population of the field).

See the [Data guide: TSS declaration data requirements](#)

## Error CDS40013: An invalid value has been added

Error	Corresponding field	Description of error
CDS40013	Any field in the Entry Summary Declaration or Simplified Frontier Declaration	An invalid value has been added, for example, an invalid <a href="#">Commodity Code</a>

### Resolution

#### How to find the field

The error message will point to the field that should be reviewed.

#### What you need to populate it with

This will vary based on the fields. You should refer to the relevant row for each field in the [Data guide: TSS declaration data requirements](#), and ensure you follow the guidance correctly, considering any nuances that arise from your movement (the **Data guide** will flag how the specifics of your movement may affect the population of the field).

**Note:** It could be also that a field contains invalid information related to a Tariff measure/condition that is associated with the Commodity Code

You can check this on these measures and conditions in the [Northern Ireland Online Tariff](#) on GOV.UK.

See the [Data guide: TSS declaration data requirements](#)

# Error CDS40045: A document for an item in the Document Reference tab is missing

Error	Corresponding field	Description of error
CDS40045	Item level: Fields in the <b>Document Reference</b> tab	A document for an item in the <b>Document Reference</b> tab is missing

Home > Goods Movement > SUP000000005000554 > Goods

Document Reference (selected) | Tax Bases | Item Valuation | Additional Information | Detail Previous Document | Additional Procedure

National Additional Codes | Duty Lines

Item Reference: Small Bluefin Tuna, for human consumption

Document Code: [dropdown]

Document Reference: [text field]

Document Status: -- None --

Document Part Reference: [text field]

Document Reason: [text field]

Writing Off: [checkbox]

Currency: [dropdown]

Date of Validity: [text field]

Amount: [text field]

Issuing Authority: [text field]

Quantity: [text field]

Measurement Unit: [dropdown]

Save (Ctrl + s)

Fields that appear after clicking **New** in the screenshot above to add a new **Document Reference**

## Resolution

### How to find the field

To add documents to the **Document Reference** tab, navigate to the **Goods Records** tab at the bottom of the consignment page and click on the relevant item. This will be the item that matches the goods shipment / goods item reference in the error code. Once you have selected the right item, navigate to the **Document Reference** tab at the bottom of the item page. Click **New** so you can add the relevant information for your document.

### What you need to populate it with

You will need to input documents depending on what your **Commodity Code** is (note that separately, some **Procedure Codes/Additional Procedure Codes** authorisations also require Document References). Your **Commodity Code** will be identified in the 'AddInfoText' section of the error code. The characters in the 'AddInfoCode' section of the error code may highlight **some** of the **Document Codes** you need to add.

For more information on exactly what documents are needed and on when/how to populate each field for the **Document Reference**, based on what your document is, refer to guidance [Data Element 2/3: Documents and Other Reference Codes \(Union\) of the Customs Declaration Service](#) on GOV.UK.

For further guidance specifically relating to Document Code errors refer to the [Document Code Guide](#)

See the [Data guide: TSS declaration data requirements D/E 2/1](#)

# Error CDS40066: The restrictions for your Commodity Code have not been fulfilled

Error	Corresponding field	Description of error
CDS40066	Item level: <b>Commodity Code</b>	<p>The restrictions for your <b>Commodity Code</b> have not been fulfilled</p> <ul style="list-style-type: none"><li>A value is not allowed to be used for the given commodity code</li></ul>

Home > Goods Movement > ENS000000000182399 > DEC000000000322531 > Shotgun cartridges

Shotgun cartridges

**Goods Records**

Client Job Number  
ENS000000000182399

Consignment Parent  
DEC000000000322531

\* Are these goods subject to control, licence or certification?  
Yes

This refers to authorisations by HMRC or other government departments who require your goods to be regulated, for example DEFRA in the case of most products of animal origin, Medicines under the UK Medicines Agency, or ozone depleting products or F-gases for DEFRA environmental controls.

**Goods Information**

\* Commodity Code  
9306210000

\* Type of Packages  
Boxes

Goods Item Number  
1

## Resolution

### How to find the field

To find the **Commodity Code** field, navigate to the **Goods Records** tab at the bottom of the consignment page and click on the relevant item. This will be the item that matches the goods shipment / goods item reference in the error code. Once you have selected the right item, navigate to the **Controlled Goods** section.

### What you need to populate it with

**Commodity Codes** are 10-digit codes that classify goods for movement and are essential as they link the goods to duty and VAT rates. You can use the [Northern Ireland \(EU\) Tariff](#) on GOV.UK to look up the **Commodity Codes** for your goods and ensure you comply with the restrictions for the **Commodity Code**. For example, for **Commodity Code** '2009909880', the [Northern Ireland Online Tariff](#) on GOV.UK shows you cannot input a price greater than 30 Euros per 100 KG of the item.

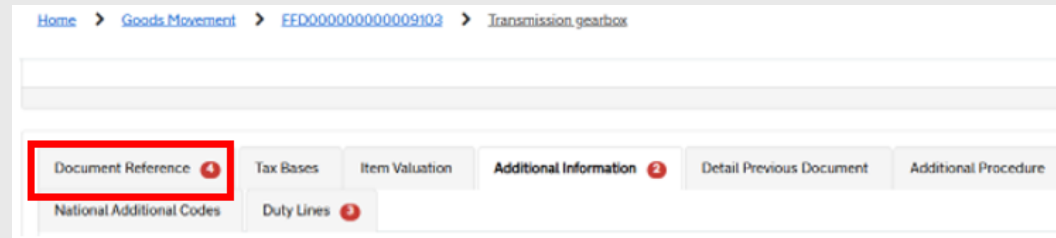
It must be noted that restrictions depend on the goods movement type and hence UKGT rules may also apply.

See the [Data guide: TSS declaration data requirements D/E 6/14](#)



# Error CDS71200: Documents with identical document references are not permitted

Error	Corresponding field	Description of error
CDS71200	Item level: <b>Document Reference</b>	<p>Documents with identical <b>Document References</b> are not permitted</p> <ul style="list-style-type: none"><li>There is a duplication. You cannot use the same reference on a single goods line</li></ul>



## Resolution

### How to find the field

Document References are part of the information for documents in the **Document Reference** tab. To find this, navigate to the **Goods Records** tab at the bottom of the consignment page, and click on the relevant item. This will be the item that matches the goods shipment / goods item reference in the error code.

Once you have selected the right item, navigate to the **Document Reference** tab at the bottom of the item page, where you can view your documents.

### What you need to populate it with

Identify the documents with a combination of the same **Document Codes** and **Document IDs** and amend one of them to resolve this error.

**Example:** A combination of 'C644 Doc ID 1234' and 'C644 Doc ID 1234' will trigger the error. However, a combination of 'C644 Doc ID 1234' and 'C678 Doc ID 1234' will not lead to this error.

See the [Data guide: TSS declaration data requirements D/E 2/1](#)

END