




Guidance on resolution to common error codes for Supplementary and Full Frontier Declarations

September 2025



Contents

Introduction and Contents

Guidance on interpreting error codes in the TSS Portal

Explanation of common errors

Introduction


This guide will help you to...

- Understand how to interpret the text of an error message in the Trader Support Service (TSS) Portal
 - Understand the meaning of some of the most common error messages seen in Supplementary Declarations and Full Frontier Declarations
 - Understand how to resolve some of the most common errors
-


This guide **does not** contain a comprehensive list of how to resolve every error you may encounter on the TSS Portal.

For further information on any data field that an error pertains to, refer to the [Data guide: TSS declaration data requirements](#).

Common errors (1/3)

Error	 Description
CERTEX Q01	CERTEX Error: Availability Check
CERTEX Q03	CERTEX Error: Availability Check with Quantity Reservation
CDS_R003	Country of Origin is missing at the item level
CDS_R027	All item values must be declared using the same currency as Total Invoice Currency
CDS10001	Obligation error: mandatory data element has not been provided
CDS10020	Data field entry has invalid value
CDS12005	Invalid Exporter EORI
CDS12007	The authorisation(s) you have entered are not valid
CDS12024	Uniqueness error: the value declared should be unique
CDS12056	Relation error: the values in two or more related fields are incompatible
CDS12057	The item invoice currency must be the same for every item in your declaration

Common errors (2/3)

Error	 Description
CDS12070	Relation error: given information in one data field is populated, information must not be put in another data field
CDS12073	Relation error: data cannot be supplied at a consignment and an item level
CDS12075	Relation error: information in one data field cannot be written, given information in another data field
CDS12077	Relation error: information in one data field must be written, given information in another data field
CDS12096	Relation error: not declared all the relevant authorisations at an item level
CDS12098	INCOTERM™ selected that is not compatible with the entered mode of transport declared in an Entry Summary Declaration
CDS12100	The Incoterm® requires amounts in the Header Additions / Deductions tab which have not been added
CDS12104	The Procedure Code declared is invalid
CDS12120	You do not have all the relevant authorisations for your movement
CDS12123	Value must be greater than 0

Common errors (3/3)

Error	Description
CDS12149	Relation error: means that information in one data field cannot be written, given information in another data field. In this case, it means that using Additional Procedure Code '000' means you cannot use another Additional Procedure Code
CDS40011	A data value is missing for the relevant field
CDS40013	An invalid value has been added, for instance, an invalid Commodity Code
CDS40045	A document is missing for an item in the Document References tab
CDS40066	The Commodity Code cannot be declared for your items due to restrictions in the use of the Commodity Code
CDS77002	Obligation error: Document Status Code must be provided for the declared Document Code
CDS77005	Document Reason must be entered for document code that starts with a 'Y'
CDS71200	Documents with identical Document References are not permitted
Duplicate NI Statement NIIMP	You should not input NIIMP in the Additional Information Codes tab

Contents

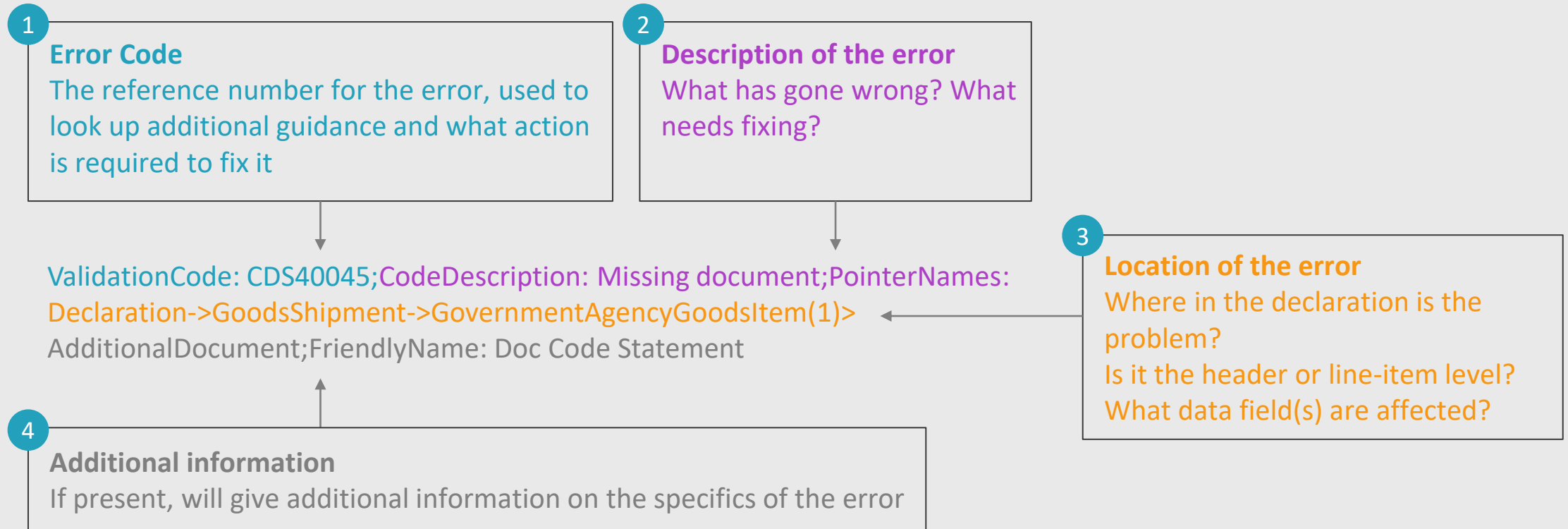
Introduction and Contents

**Guidance on interpreting error codes in the
TSS Portal**

Explanation of common errors

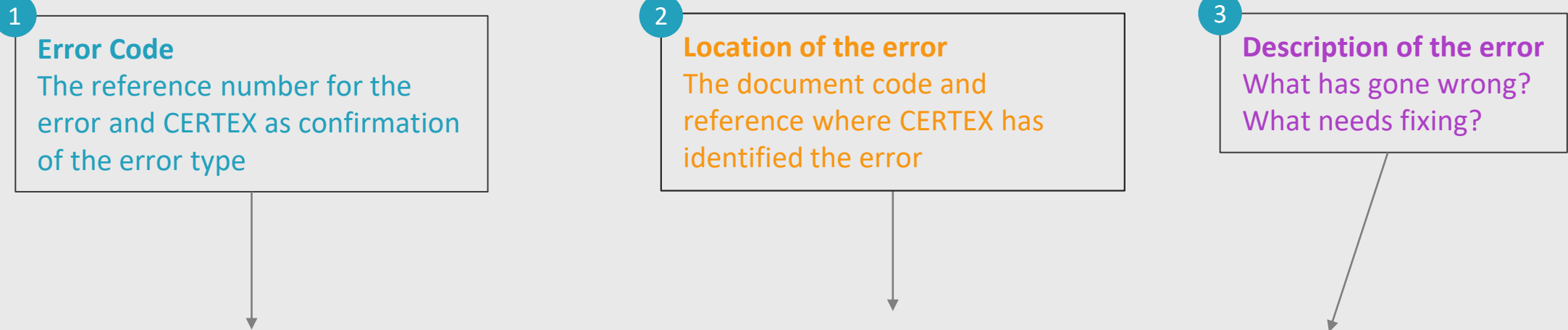
How do I interpret an error code beginning with CDS in the TSS Portal?

A sample error code message for **CDS40045** is presented here for reference



How do I interpret an error code from the Certificates Exchange System (CERTEX) in the TSS Portal?

A sample error code message for **Q01** is presented here for reference



AddInfoCode: Q01;AddInfoText: CERTEX – [N853/CHEDP.XI2025.1234567/AE] Trader action required:
Please check the validity of your supporting certificate/licence on your declaration and submit a valid certificate/licence

1 Breaking down a CDS error message – error code reference number

Error Code Reference Number:

ValidationCode: CDS40045;CodeDescription: Missing document;PointerNames: Declaration->GoodsShipment->GovernmentAgencyGoodsItem(1)->AdditionalDocument;FriendlyName: Doc Code Statement

ValidationCode: CDS40045;

This provides the reference number for the specific error.

It can be used to look up additional guidance on the error and what action is required to fix it.

<https://www.gov.uk/government/publications/customs-declaration-service-error-codes>

2 Breaking down a CDS error message – description of the error

Description of the error

ValidationCode: CDS40045; **CodeDescription: Missing document**;PointerNames: Declaration->GoodsShipment->GovernmentAgencyGoodsItem(1)->AdditionalDocument;FriendlyName: Doc Code Statement

CodeDescription: Missing document;

The description gives you an overview of what is wrong. In this case, a document that is required to declare the goods is missing.

This part of the error code will give you an initial idea of what is wrong.

3 Breaking down a CDS error message – location of the error

Location of the error

ValidationCode: CDS40045;CodeDescription: Missing document;PointerNames:

Declaration->GoodsShipment->GovernmentAgencyGoodsItem(1)-> AdditionalDocument;FriendlyName: Doc Code Statement

PointerNames: **Declaration->GoodsShipment->**

Where the error code shows only Declaration->GoodsShipment->, it means the error is with a consignment (header) level data element.

PointerNames: **Declaration->GoodsShipment->GovernmentAgencyGoodsItem(1)**

Where Declaration->GoodsShipment-> is followed by GovernmentAgencyGoodsItem(xx), it means the error is with a specific item on the declaration. The number in brackets, in this example (1) indicates the goods item with the error, in this case item number 1.

Multiple instances of the same error may be received for each goods item that contains the error.

4 Breaking down a CDS error message – identifying the problem

Identifying the problem – what type of error?

ValidationCode: CDS40045;CodeDescription: Missing document;PointerNames: Declaration->GoodsShipment->GovernmentAgencyGoodsItem(1)->AdditionalDocument;FriendlyName: Doc Code Statement

AdditionalDocument;FriendlyName: Doc Code Statement

This part of the message provides the details on what has actually gone wrong. In this case, a document code statement.

This, combined with the [CodeDescription: Missing document](#), tells the user that a document code, and its associated details, are missing from the declaration.

This may be supported by additional information text or codes to expand on what is required for that missing document.

Contents

Introduction and Contents

Guidance on interpreting error codes in the
TSS Portal

Explanation of common errors

CERTEX Error: Availability Check

Error	Location of error	Description of error	Resolution
Q01	Document Reference field on the Supplementary Declaration or Full Frontier Declaration	Validity check on supporting certificate/licence. This error indicates that the Document Reference for the consignment is not valid	Location of error The Error Generating Field Path will advise you which document reference entered is causing the error. For example: (N853/CHEDP.XI2025.1234567) What you need to populate it with You will need to check that the document reference you have entered is valid (not expired) and covers the contents of the goods being moved.

See the [Data guide: TSS declaration data requirements](#)

CERTEX Error: Availability Check with Quantity Reservation

Error	Location of error	Description of error	Resolution of error
Q03	Document Reference on Supplementary Declaration or Full Frontier Declaration	Code mismatch. This error indicates that the certificate/licence number entered on the Document Reference field is not a genuine certificate number	Location of error The Error Generating Field Path will advise you which document reference entered is causing the error. For example: (N853/CHEDP.XI2025.1234567) What you need to populate it with You will need to check and amend that the document reference you have entered is genuine.
Q03	Measurement and Value section on Supplementary Declaration or Full Frontier Declaration	Quantity insufficient. This error indicates that the quantity on the declaration does not match the quantity on the certificate/licence	Location of error The Error Generating Field Path will advise you against which document reference you have an insufficient quantity entered that is causing the error. For example: (N853/CHEDP.XI2025.1234567) What you need to populate it with You will need to check and amend that the quantity you have entered is the same quantity as indicated on the certificate/licence.
Q03	Measurement and Value section on Supplementary Declaration or Full Frontier Declaration	Measurement unit mismatch. This error indicates that the measurement unit on the declaration does not match the measurement unit on the certificate/licence	Location of error The Error Generating Field Path will advise you against which document reference you have a measurement unit mismatch entered that is causing the error. For example: (N853/CHEDP.XI2025.1234567) What you need to populate it with You will need to check and amend the measurement unit you have entered is the same measurement unit as indicated on the certificate/licence.

Error CDS_R003: Country of Origin is missing at the item level

Error	Corresponding field	Description of error
CDS_R003	Item level: Country of Origin	Country of Origin is missing at the item level.

Home > Goods Movement > SUP000000005001964 > goods

Goods Information

*Commodity Code	National Additional Code
<input type="text"/>	<input type="text"/>
<small>If you are unsure what your commodity code is, please click this link which will take you to the HMRC tariff tool.</small>	*Country of Origin
TARIC Additional Code	<input type="text"/>
<input type="text"/>	Country of Preferential Origin
CUS Code	<input type="text"/>
<input type="text"/>	*NI Additional Information Codes
*Preference	-- None --
<input type="text" value="100"/>	*Additional Procedure Code
*Procedure Code	<input type="text" value="000"/>
<input type="text" value="4000"/>	

Resolution

How to find the field

To find the **Country of Origin** field, navigate to the **Goods Records** tab at the bottom of the consignment page, and click on the relevant item. This will be the item that matches the goods shipment / goods item reference in the error. Once you have selected the right item, navigate to the **Goods Information** section.

What you need to populate with

Select the correct **Country of Origin** at the item level using the look-up list.

See [Data guide: TSS declaration data requirements](#) D/E 5/15

Error CDS_R027: Not all item values are declared using the same currency as Total Invoice Currency

Error	Corresponding field	Description of error
CDS_R027	Item level: Total Invoice Currency	All item values must be declared using the same currency as Total Invoice Currency .

The screenshot displays the 'Invoices and Goods' section of the HM Revenue & Customs Trader Support Service. The 'Total Invoice Amount' and 'Exchange Rate' fields are visible. The 'Total Invoice Currency' field is highlighted with a red box. Below this, the 'Measurement and Value' section is shown, containing various fields for item details. The 'Item Currency' field is also highlighted with a red box.

Resolution

How to find the field

The **Total Invoice Currency** field is found in the **Invoice and Goods** section, located on the consignment page of the Supplementary Declaration.

To find the **Item Invoice Currency** field, navigate to the **Goods Records** tab at the bottom of the consignment page and click on the relevant item. This will be the item that matches the goods shipment / goods item reference in the error code. Once you have selected the right item, navigate to the **Measurement and Value** section.

What you need to populate with

Goods only need to have the same currency on every goods item when total invoice currency is completed. If this is left blank, each goods item can have a different currency.

If there are multiple items within single goods items in a different currency, for example, if you are declaring one goods item across four different invoices all in different currencies, a valuation worksheet is required. This involves declaring a worksheet in DE and keeping records showing exchange rates used and any calculations.

See [Data guide: TSS declaration data requirements](#) D/E 4/14

Error CDS10001: Mandatory field has not been populated

Error	Corresponding field	Description of error
CDS10001	Any field in the Supplementary Declaration	Mandatory field has not been populated or is incomplete.

Resolution

How to find the field

The error message will point to the field that should be reviewed.

What you need to populate with

You need to fill in the relevant data details in the mandatory field. Refer to the [Data guide: TSS declaration data requirements](#) for more information on the relevant field in the error.

In case that doesn't work, you should call or raise a case with TSS Agents to get this error resolved.

See [Data guide: TSS declaration data requirements](#) on relevant field

Error CDS10020: Data field entry has an invalid value

Error	Corresponding field	Description of error
CDS10020	Any field in the Supplementary Declaration	This error occurs when the data field value is empty or the code used in the declaration is either not a recognised code or is not a code permitted on the particular declaration.

Resolution

How to find the field

The error message will point to the fields that should be reviewed.

What you need to populate with

This will vary based on the fields. You should refer to the relevant row for each field in the **Data guide**, and ensure you follow the guidance correctly, taking into account any nuances that arise from your movement (the [Data guide: TSS declaration data requirements](#) will flag how the specifics of your movement may affect the population of the field).

See the [Data guide: TSS declaration data requirements](#)

Error CDS12005: Parties EORI Invalid

Error	Corresponding field	Description of error
CDS12005	Consignment (header) level: Exporter EORI	Parties EORI Invalid

[Home](#) > [Goods Movement](#) > [SUP000000000083595](#)

ValidationCode: CDS12007;CodeDescription: Authorisation Error: Authorisation has expired; or Authorisation reference number provided is not recognised:->Declaration->Shipment->Shipme

Parties

* Importer EORI

GB000012340005

EORI of the party legally responsible for the import declaration, for more information please visit NICTA

* Exporter EORI

GB000012340005

☐ Exporter Address Required/EORI Unknown

Resolution

How to find the field

Navigate to the [Parties](#) section of your consignment page.

What you need to populate with

You should review the Party EORI and ensure they are inputting a valid one. Note that all valid EORIs will start with GB or XI and be followed by 12-15 numbers.

To obtain a GB or XI EORI, see [Apply for an EORI number](#) on GOV.UK.

However, if the exporter does not have a valid EORI as an exporter, traders can still go ahead and fill in the name and address, leaving the EORI field blank.

See [Data guide: TSS declaration data requirements](#) D/E 3/39

Error CDS12007: The authorisation(s) you have entered are not valid

Error	Corresponding field	Description of error
CDS12007	Consignment (header) level: Holder of Authorisation Item level: Document Reference	The authorisation(s) you have entered are not valid as: <ul style="list-style-type: none">• Authorisation(s) have expired• The declared authorisation(s) do not belong to the party on the declaration, either the importer or TSS.• The authorisation(s)'s details are invalid

The screenshot shows the TSS declaration interface. At the top, there's a breadcrumb trail: Home > Goods Movement > SUP000000005001493. Below this are buttons: Cancel Consignment, Convert to IMMI, Reprocess, and Save (Ctrl + S). A tab bar contains: Goods Records (1), Header Additions/Deductions, Header Previous Document (2), Holder Of Authorisation (4), Guarantee Type, and Duty Total. The 'Holder Of Authorisation' tab is highlighted with a red box. Below the tab bar is a 'Holder Of Authorisation' section with a 'New' button. Another breadcrumb trail follows: Home > Goods Movement > SUP000000005001493 > DO NOT CLOSE - DEMO PURPOSE. Below this is another tab bar: Document Reference (5), Tax Bases, Item Valuation, Additional Information (2), Detail Previous Document, and Additional Procedure. The 'Document Reference' tab is highlighted with a red box. Below this is a 'Document Reference' section with 'National Additional Codes' and 'Duty Lines' sub-sections, and a 'Document Reference' section with a 'New' button.

Resolution

How to find the field

Authorisations can be added at a consignment (header) level, or an item level.

To find authorisations at a consignment (header) level, navigate to the bottom of the consignment page and locate the **Holder of Authorisation** tab.

To find authorisations at an item level, navigate to the **Goods Records** tab at the bottom of the consignment page and click on the relevant item. This will be the item that matches the goods shipment / goods item reference in the error code.

Once you have selected the right item, navigate to the **Document Reference** tab at the bottom of the item page, which will house the relevant authorisations.

What you need to populate with

Ensure you don't delete any entries that are automatically populated in the **Holder of Authorisation** tab or **Document Reference** tab. If you have deleted entries, contact TSS, who will instruct you on how to resolve this error.

You should also ensure that any authorisations that you have entered have not expired, have valid details, and belong to the importer.

Error CDS12024: Uniqueness error: the value declared should be unique

Error	Corresponding field	Description of error
CDS12024	Any field in the Supplementary Declaration	<p>Uniqueness error: the value declared should be unique.</p> <ul style="list-style-type: none">You have declared a value and repeated it, this is not allowed

Home > Goods Movement > SUP000000005000554 > Goods.1

Equipment Number (if Containerised)

Goods Reference Number

SUP000000005000554 - 1

Goods Information

* Commodity Code

4016920000

If you are unsure what your commodity code is, please click [this link](#) which will take you to the HMRC tariff tool.

TARIC Additional Code

CUS Code

* Preference

100

* Procedure Code

4000

National Additional Code

* Country of Origin

United Kingdom

Country of Preferential Origin

* NI Additional Information Codes

None of the above - goods are at risk and attract duty

* Additional Procedure Code

000

Document Reference 4 Tax Bases Item Valuation Additional Information 2 Detail Previous Document **Additional Procedure**

National Additional Codes Duty Lines

Additional Procedure New

Resolution

How to find the field

The error message will point to the field that should be reviewed. Use our guidance [earlier](#) on how to interpret an error message to assist with this.

What you need to populate with

You must ensure you do not input a value more than once in areas that capture the same information. If you do, delete the second instance.

For example, the **Additional Procedure Code** '000' should only be put if no other additional **Procedure Codes** apply. This means that if you input the value '000' for an **Additional Procedure Code** in the **Goods Information** section in the relevant item page, you should not then include any other additional **Procedure Codes** in the **Additional Procedure** tab at the bottom of the item page.

See [Data guide: TSS declaration data requirements](#) D/E 1/11

Error CDS12056: Relation error: the values in two or more related fields are incompatible

Error	Corresponding field	Description of error
CDS12056	Any field in the Supplementary Declaration	<p>Relation error means that information, mostly codes in one data field are not compatible with another data field or require certain values to occur together across fields.</p> <ul style="list-style-type: none">• The combination of elements is not allowed. <p>For example, when declaring an INCOTERM that requires an addition or deduction that is missing.</p>

Resolution

How to find the field

You will receive two or more of these errors consecutively. The two fields in these errors are the ones that are incompatible. You should therefore navigate to the fields mentioned in the error.

What you need to populate with

This will vary based on the fields. You should refer to the relevant row for each field in the **Data guide**, and ensure you follow guidance correctly, considering any nuances that arise from your movement (the [Data guide: TSS declaration data requirements](#) will flag how the specifics of your movement may affect the population of the field).

See the [Data guide: TSS declaration data requirements](#)

CDS12057: Relation error: the Item Invoice Currency must be the same for every item in your declaration

Error	Corresponding field	Description of error
CDS12057	Item level: Item Invoice Currency	The Item Invoice Currency must be the same for every item in your declaration.

Home > Goods Movement > SUP000000005000554 > Goods.1

Measurement and Value

* Item Gross Mass (KG) 1000	* Net Mass (KG) 1000
Supplementary Units 	Statistical Value (GBP)
Tax Type ▼	Method of Payment Deferred Payment ▼
Tax Base Quantity 	Tax Base Unit ▼
Payable Tax Amount 	Payable Tax Currency Pounds Sterling ⌕ ▼
* Item Price / Amount 20.00	* Item Currency Pounds Sterling ⌕ ▼

Resolution

How to find the field

To find the **Item Invoice Currency** field, navigate to the **Goods Records** tab at the bottom of the consignment page. Each item will be displayed here. For each item, you can find the **Item Invoice Currency**, by clicking on the item and then navigating to the **Measurement and Value** section.

What you need to populate with

Goods only need to have the same currency on every goods item when **Total Invoice Currency** is completed. If this is left blank, each goods item can have a different currency.

If there are multiple items within single goods items in a different currency, .. you are declaring once goods item across four different invoices all in different currencies, a valuation worksheet is required which involves declaring a worksheet in DE and keeping records showing the rates of exchanges used and calculations.

See [Data guide: TSS declaration data requirements](#) D/E 4/14

Error CDS12070: Relation error: given information in one data field is populated, information must not be put in another data field

Error	Corresponding field	Description of error
CDS12070	Any field in the Supplementary Declaration	<p>Relation error means that information in one data field can't be written, given information in another data field.</p> <ul style="list-style-type: none">There are fields that are correlated (one mandates the completion of the other); however, one of the correlated fields is missing a value, or the value given is invalid

Resolution

How to find the field

You will receive two of these errors consecutively. The two fields in these errors are the ones that are incompatible. You should therefore navigate to the fields mentioned in the error.

What you need to populate with

This will vary based on the fields. You should refer to the relevant row for each field in the **Data guide**, and ensure you follow the guidance correctly, considering any nuances that arise from your movement (the [Data guide: TSS declaration data requirements](#) will flag how the specifics of your movement may affect the population of the field).

See the [Data guide: TSS declaration data requirements](#)

Error CDS12073: Relation error: data can't be supplied at a consignment and an item level

Error	Corresponding field	Description of error
CDS12073	Any field in the Supplementary Declaration	<p>Some data can't be supplied at an item and consignment (header) level.</p> <ul style="list-style-type: none">A value is missing or has been entered at the wrong level. <p>For example, you can't enter the same previous document into both Header Previous Documents at a consignment (header) level, and Document Reference at an item level.</p>

Resolution

How to find the field

You will receive two of these errors consecutively. The two fields in these errors are the ones that you should refer to. You should therefore navigate to the fields mentioned in the error.

What you need to populate with

You should populate the information at a consignment (header) level if it applies to all the items in your consignment, and at item level for the relevant items, if it only applies to certain items in your consignment.

See the [Data guide: TSS declaration data requirements](#)

Error CDS12075: Relation error: information in one data field can't be written, given information in another data field

Error	Corresponding field	Description of error
CDS12075	Any field in the Supplementary Declaration	<p>Relation error means that information in one data field can't be written, given information in another data field.</p> <ul style="list-style-type: none">There are fields that are non-correlated (one should not be completed if the other has a value on it)

Resolution

How to find the field

You will receive two or more of these errors consecutively. The two fields in these errors are the ones that are incompatible. You should therefore navigate to the fields mentioned in the error.

What you need to populate with

This will vary based on the fields. You should refer to the relevant row for each field in the **Data guide**, and ensure you follow the guidance correctly, considering any nuances that arise from your movement (the [Data guide: TSS declaration data requirements](#) will flag how the specifics of your movement may affect the population of the field).

Note: Non-correlated data that has been input, but is not required, will need to be removed

See the [Data guide: TSS declaration data requirements](#)

Error CDS12077: Relation error: information in one data field must be written, given information in another data field

Error	Corresponding field	Description of error
CDS12077	Any field in the Supplementary Declaration	<p>Relation error means that information in one data field must be written, given information in another data field, one of the fields has a missing or incomplete value.</p> <p>For example, if the Incoterm EXW (Ex Works) is used, if the freight cost is not input it will lead to this error</p>

Resolution

How to find the field

You will receive two of these errors consecutively. The two fields in these errors are the ones that you should refer to. You should therefore navigate to the fields mentioned in the error.

What you need to populate with

One of the fields will have incorrect information. To find information on how each field is populated correctly, you should refer to the relevant row for each field in the **Data guide**, and ensure you follow the guidance correctly, considering any nuances that arise from your movement (the [Data guide: TSS declaration data requirements](#) will flag how the specifics of your movement may affect the population of the field).

See the [Data guide: TSS declaration data requirements](#)

Error CDS12096: Relation error: you have not declared all the relevant authorisations at an item level

Error	Corresponding field	Description of error
CDS12077	Item level: Document Reference	You have not declared all the relevant Document Codes with associated authorisation numbers at item level.

The top screenshot shows the breadcrumb trail: Home > Goods Movement > SUP000000005000554. Below this is a navigation bar with tabs: Goods Records (1), Header Additions/Deductions, Header Previous Document (2), Holder Of Authorisation (4), Guarantee Type, and Duty Total. The 'Holder Of Authorisation' tab is highlighted with a red box. Below the navigation bar is a sub-navigation bar with a 'Holder Of Authorisation' link and a 'New' button.

The bottom screenshot shows the breadcrumb trail: Home > Goods Movement > SUP000000005000554 > Goods.1. Below this is a navigation bar with tabs: Document Reference (4), Tax Bases, Item Valuation, Additional Information (2), Detail Previous Document, and Additional Procedure. The 'Document Reference' tab is highlighted with a red box. Below the navigation bar is a sub-navigation bar with a 'Document Reference' link and a 'New' button.

Resolution

How to find the field

To find the **Holder of Authorisation**, navigate to the bottom of the consignment page and locate the **Holder of Authorisation** tab.

To find authorisations at an item level, navigate to the **Goods Records** tab at the bottom of the consignment page, click on the relevant item. This will be the item that matches the goods shipment / goods item reference in the error code.

Once you have selected the right item, navigate to the **Document Reference** tab at the bottom of the item page, which will house the relevant authorisations.

What you need to populate with

You must ensure you do not delete any entries that are automatically populated in the **Holder of Authorisation** tab or **Document Reference** tab. If you have done, contact TSS, who will instruct you on how to resolve this error.

Each type of (pre-approved) authorisation used will require a **Document Code** to be declared in DE 2/3 to provide the authorisation reference (approval number) and a corresponding entry in DE 3/39 to provide the EORI number of the party who holds the authorisation.

See [Documents and Other Reference Codes](#) on GOV.UK.

See [Data guide: TSS declaration data requirements D/E 3/39 & D/E 2/1](#)

Error CDS12098: You have selected an INCOTERM™ that is not compatible with your mode of transport you declared in your Entry Summary Declaration

Error	Corresponding field	Description of error
CDS12098	Consignment (header) level: Incoterm	Combination of Means of Transport and Delivery Terms in is not allowed.

Home > Goods Movement > SUP000000005000554

☐ EXPORTER ADDRESS REQUIRED (EORI OBLIGATORY)

Transport Details

* Total Packages: 40

Nationality of Means of Transport: United Kingdom

* Type of Movement: RoRo (Accompanied / Unaccompanied)

Identity Number of Transport: pc040

VAT Adjustment:

VAT Adjustment Currency: Pounds Sterling

Invoices and Goods

Warehouse Identifier:

Supervising Customs Office:

Exchange Rate:

* INCOTERM: Cost, insurance and freight

Resolution

How to find the field

To identify the **Type of Movement** field you declared, find the **Transport Information** section, on the consignment page of your Supplementary Declaration.

To find the **Incoterm**, refer to the **Invoices and Goods** section, on the consignment page of your Supplementary Declaration.

What you need to populate with

To find out details of which Incoterms are compatible with different modes of transport, refer to the [Delivery Terms for Imports](#) on GOV.UK.

See [Data guide: TSS declaration data requirements D/E 4/1](#)

Error CDS12100: The Incoterm® requires amounts in the Header Additions/Deductions tab which have not been added

Error	Corresponding field	Description of error
CDS12100	Consignment (header) level: Header Additions/Deductions tab and constituent fields	The Incoterm requires amounts in the Header Additions/Deductions tab, for instance, the Incoterm ExWorks requires a freight charge.

Resolution

How to find the field

The tab can be located by opening a Supplementary Declaration then, finding the [Header Additions/Deductions](#) tab on the consignment page.

What you need to populate with

First, identify what Incoterm you are using. For more details on Incoterms, refer to the [Data guide: TSS declaration data requirements](#).

Having done this, you will need to populate the [Header Additions/Deductions](#) with the relevant information. For example, for both ExWorks and Free on Board, **this will include but not necessarily be limited to** adding a freight charge.

You may need to add further additions/deductions due to the Incoterm you choose (for example, you may need to add insurance), and due to other details of your movement (for example, you may need to add royalties, licence fees).

You can find more guidance on Incoterms on [NICTA](#).

The screenshot shows the TSS declaration interface. At the top, there's a breadcrumb trail: Home > Goods Movement > SUP000000005000554. Below this, there are buttons for 'Add to Periodic Declaration' and 'Reprocess'. A navigation bar contains several tabs: 'Goods Records', 'Header Additions/Deductions' (highlighted with a red box), 'Header Previous Document', 'Holder Of Authorisation', and 'Guarantee Type'. Below the navigation bar, there's a section titled 'Header Additions/Deductions - new record'. It contains several input fields: 'Header Addition / Deduction Reference' (with a dropdown menu showing 'SUP000000005000554'), 'Header Addition / Deduction Currency' (with a dropdown menu showing 'Pounds Sterling'), 'Header Addition / Deduction Code' (with a dropdown menu showing 'None'), and 'Header Addition / Deduction Value' (a text input field).

Fields that appear after clicking 'new' in the screenshot to add a [Header Addition/Deduction](#)

See [Data guide: TSS declaration data requirements](#) D/E 4/1 & D/E 4/9

Error CDS12104: The Procedure Code declared is invalid

Error	Corresponding field	Description of error
CDS12104	Item level: Procedure Code	The Procedure Code declared is invalid.

Home > Goods Movement > SUP000000005000554 > Goods 1

Goods Information

*Commodity Code
4016920000

If you are unsure what your commodity code is, please click [this link](#) which will take you to the HMRC tariff tool.

TARIC Additional Code

CUS Code

*Preference
100

*Procedure Code
4000

National Additional Code

*Country of Origin
United Kingdom

Country of Preferential Origin

*NI Additional Information Codes
None of the above - goods are at risk and attract duty

*Additional Procedure Code

Resolution

How to find the field

To find the **Procedure Code**, navigate to the **Goods Records** tab at the bottom of the consignment page, and click on the relevant item. This will be the item which matches the goods shipment / goods item reference in the error code. See [this slide](#) for more details on understanding error codes. Once you have selected the right item, navigate to the **Goods Information** section.

What you need to populate with

Ensure you input the correct **Procedure Code** for your movement (for example, you cannot use an export **Procedure Code** if you are importing goods).

Note that you cannot use a **Procedure Code** other than '4000' and submit a declaration. If you wish to use a code other than '4000', you can populate a declaration but cannot currently submit. TSS will notify you as other **Procedure Codes** are supported.

You can refer to [Appendix 1 DE 1/10: Requested and Previous Procedure Codes of the Customs Declaration Service](#) for more guidance around the type of movement and correct **Procedure Code**.

See [Data guide: TSS declaration data requirements D/E 1/10](#)

Error CDS12120: You do not have all the relevant authorisations for your movement

Error	Corresponding field	Description of error
CDS12120	Item level: Document Reference tab and its constituent fields	You do not have either the authorisation C512 or C514 for your movement. These authorisations are pre-populated by TSS at an item level.

Home > Goods Movement > SUP000000005000554 > Goods 1

Document Reference 4 Tax Bases Item Valuation Additional Information 2 Detail Previous Document Additional Procedure

National Additional Codes Duty Lines

Document Reference New

Document Code	Document Reference	Document Status
C505	GBCGU00001234000520201123091141	
N935	35453433434	AC
C512	XISDE000012340001120231031133254	
C506	GBDPO0012345	

< > Rows 1 - 4 of 4

Resolution

How to find the field

To view authorisations, navigate to the **Goods Records** tab at the bottom of the consignment page, and click on the relevant item. This will be the item which matches the goods shipment / goods item reference in the error code.

Once you have selected the right item, navigate to the **Document Reference** tab at the bottom of the item page, which will house the relevant authorisations.

What you need to populate with

Check you either have a row with the document code C514 or C512. If not, contact TSS, who will instruct you on how to resolve this error. Under TSS context, C514 is to be declared when the Entry in Declarant's Records (EIDR) is being used for standard goods and C512 is to be declared when the Simplified Declaration Procedure (SDP) is being used for controlled goods.

See the [Data guide: TSS declaration data requirements](#)

Error CDS12123: Value must be greater than 0

Error	Corresponding field	Description of error
CDS12123	Any field in the Supplementary Declaration	Data Error: Value must be greater than 0.

Resolution

How to find the field

The error message will point to the field that should be reviewed.

What you need to populate with

A value of greater than 0 is required. The error points to the field that should be corrected.

See the [Data guide: TSS declaration data requirements](#)

Error CDS12149: Relation Error: Additional Procedure Code 000 cannot be declared with any other Additional Procedure Codes

Error	Corresponding field	Description of error
CDS12149	Item level: Additional Procedure Code	Relation error means information in a data field can't be written, due to information in another. In this case, using the Additional Procedure Code '000' means you can't write another Additional Procedure Code .

Home > Goods Movement > SUP000000005000554 > Goods.1

Equipment Number (if Containerised)

Goods Reference Number

Goods Information

*Commodity Code

If you are unsure what your commodity code is, please click [this link](#) which will take you to the HMRC tariff tool.

TARIC Additional Code

CUS Code

*Preference

*Procedure Code

National Additional Code

*Country of Origin

Country of Preferential Origin

*NI Additional Information Codes

*Additional Procedure Code

Resolution

How to find the field

To find the field **Additional Procedure Code**, navigate to the **Goods Records** tab at the bottom of the consignment page, and click on the relevant item. This will be the item that matches the goods shipment / goods item reference in the error code. See [this slide](#) for more details on understanding error codes. Once you have selected the right item, navigate to the **Goods Information** section.

To find the **Additional Procedure** tab, navigate to the bottom of the same item page where you found the **Additional Procedure Code**.

What you need to populate with

Additional Procedure Code '000' should only be used if no other **Additional Procedure Codes** apply. This means that if you input the value '000' for an **Additional Procedure Code** in the **Goods Information** section in the relevant item page, you should not then include any other **Additional Procedure Codes** in the **Additional Procedure** tab at the bottom of the item page.

'000' may only be declared when all other **Additional Procedure Codes** available for use on a particular DE 1/10 **Procedure Code** have been checked and eliminated.

Refer to the [Data guide: TSS declaration data requirements](#) for more information on **Additional Procedure Codes**.

Error CDS40011: A data value is missing for the relevant field

Error	Corresponding field	Description of error
CDS40011	Any field in the Supplementary Declaration	A data value is missing for a required field.

Resolution

How to find the field

The error message will point to the field that should be reviewed.

What you need to populate with

This will vary based on the fields. You should refer to the relevant row for each field in the **Data guide**, and ensure you follow guidance correctly, taking into account any nuances that arise from your movement (the [Data guide: TSS declaration data requirements](#) will flag how the specifics of your movement may affect the population of the field).

See the [Data guide: TSS declaration data requirements](#)

Error CDS40013: An invalid value has been added

Error	Corresponding field	Description of error
CDS40013	Any field in the Supplementary Declaration	<p>An invalid value has been added, for example, an invalid commodity code.</p> <p>Note: This error could also arise if a field contains invalid information related to a tariff measure or condition associated to that particular commodity code</p>

Resolution

How to find the field

The error message will point to the field that should be reviewed.

What you need to populate with

This will vary based on the fields. You should refer to the relevant row for each field in the **Data guide**, and ensure you follow guidance correctly, taking into account any nuances that arise from your movement. Refer to the [online tariff tool](#) to find a valid **Commodity Code** or the relevant appendix in Volume 3 of the tariff for the codes that may be used in that field.

See the [Data guide: TSS declaration data requirements](#)

Error CDS40045: A document for an item in the Document Reference tab is missing

Error	Corresponding field	Description of error
CDS40045	Item level: Fields in the Document Reference tab	A document for an item in the Document Reference tab is missing.

Home > Goods Movement > SUP000000005000554 > Goods1

Document Reference **New** Tax Bases Item Valuation Additional Information **2** Detail Previous Document Additional Procedure

National Additional Codes Duty Lines

Document Reference **New**

Document Code Document Reference Document Status

C505 GBCGU00001234000520201123091141

Document Reference - new record

Document Reference

Item Reference **Document Code**

Goods 1

Document Reference Document Status

Document Part Reference

Document Reason

Fields that appear after clicking **New** in the screenshot above to add a new **Document Reference**

Resolution

How to find the field

To add documents to the **Document Reference** tab, navigate to the **Goods Records** tab at the bottom of the consignment page, click on the relevant item. This will be the item that matches the goods shipment / goods item reference in the error code. Once you have selected the right item, navigate to the **Document Reference** tab at the bottom of the item page. Click **New** so you can add the relevant information for your document.

What you need to populate with

You will need to input documents depending on what your Commodity Code is (note that separately, some **Procedure Codes** / **Additional Procedure Codes** / **Valuation Methods** / authorisations also require **Document References**). Your Commodity Code will be identified in the **Additional Information** section of the error code. The characters in this section of the error code may highlight **some** of the **Document Codes** you need to add.

For more information on exactly what documents are needed, and on when/how to populate each field for the **Document Reference**, based on what your document is, refer to [Data Element 2/3: Documents and Other Reference Codes \(Union\) of the Customs Declaration Service](#) on GOV.UK.

For further guidance specifically relating to Document Code errors, refer to the [Document Code Guide](#)

Error CDS40066: The restrictions for your Commodity Code have not been fulfilled

Error	Corresponding field	Description of error
CDS40066	Item level: Commodity Code	<p>The restrictions for your Commodity Code have not been fulfilled.</p> <ul style="list-style-type: none">A value is not allowed to be used for the given commodity code

Home > Goods Movement > SUP000000005000554 > Goods 1

Goods Information

* Commodity Code
4016920000

If you are unsure what your commodity code is, please click [this link](#) which will take you to the HMRC tariff tool.

TARIC Additional Code

CUS Code

* Preference
100

National Additional Code

* Country of Origin
United Kingdom

Country of Preferential Origin

* NI Additional Information Codes
None of the above – goods are at risk and attract duty

* Additional Procedure Code

Resolution

How to find the field

To find the field, **Commodity Code** navigate to the **Goods Records** tab at the bottom of the consignment page, and click on the relevant item. This will be the item that matches the goods shipment / goods item reference in the error code. Once you have selected the right item, navigate to the **Goods Information** section.

What you need to populate with

Commodity Codes are 10-digit codes that classify goods for movement and are essential as they link the goods to duty and VAT rates. You can use the [Northern Ireland Online Tariff](#) to look up the Commodity Codes for your goods and should ensure you comply with the restrictions for the Commodity Code. For example, for the Commodity Code '2009909880', the [tariff](#) shows you cannot input a price greater than 30 Euros per 100 KG of the item.

It must be noted that restrictions depend on the goods movement type and hence UKGT rules may also apply.

Error CDS77002: Document Status must be provided for declared Document Code

Error	Corresponding field	Description of error
CDS77002	Item level: Document Status	Document Status must be provided for declared Document Code .

Home > Goods Movement > SUP000000005000554 > Goods.1

Document Reference Tax Bases Item Valuation Additional Information Detail Previous Document Additional Procedure

National Additional Codes Duty Lines

Document Reference

Document Code	Document Reference	Document Status
C505	GBCGU00001234000520201123091141	
N935	35453433434	AC
C512	XISDE000012340001120231031133254	
C506	GBDPO0012345	

< > Rows 1 - 4 of 4

Document Reference - new record

Document Reference

Item Reference: Goods.1

* Document Code

Document Reference

Document Status

Resolution

How to find the field

Document Status codes are part of the information for documents in the **Document Reference** tab. To find this, navigate to the **Goods Records** tab at the bottom of the consignment page, click on the relevant item. This will be the item that matches the goods shipment / goods item reference in the error code. The error code will also point to the relevant **Document Code**.

Once you have selected the right item, navigate to the **Document Reference** tab at the bottom of the item page. Click on the relevant **Document Code**.

What you need to populate with

The **Document Status** is a two-letter code that needs to be declared with the **Document Code**. You should reference the description associated with your **Document Code** to see what status codes are permitted. The appropriate **Document Status** code for each **Document Code** can be found in the fourth column of Table 1 for [Union codes](#) and Table 2 for [National codes](#). The title of the fourth column is 'Details to be entered on the declaration'. A full list of the **Document Status** codes and their descriptions can be found in [Document Status Code](#) on GOV.UK.

See [Data guide: TSS declaration data requirements D/E 2/3](#)

CDS77005: Document Reason must be entered for a Document Code that starts with a 'Y'

Error	Corresponding field	Description of error
CDS77005	Item level: Document Reason	In most cases, if you enter a Document Code that starts with Y, you must enter a Document Reason .

Home > Goods Movement > SUP000000005000554 > Goods.1

Document Reference **1** Tax Bases Item Valuation Additional Information **2** Detail Previous Document Additional Procedure

National Additional Codes Duty Lines

Document Reference **1** Tax Bases Item Valuation Additional Information **1** Detail Previous Document Additional Procedure

National Additional Codes Duty Lines

Document Reference **New**

Document Code Document Reference Document Status

C506 XIDPO0012345

Y900

Document Reference

Item Reference * Document Code

ATF Y900

Document Reference Document Status

Document Part Reference

* Document Reason

Resolution

How to find the field

Document Reason is part of the information for documents in the **Document Reference** tab. To find this, navigate to the **Goods Records** tab at the bottom of the consignment page, click on the relevant item. This will be the item which matches the goods shipment / goods item reference in the error code.

Once you have selected the right item, navigate to the **Document Reference** tab at the bottom of the item page, where you can view your documents. Click on the relevant **Document Code**.

What you need to populate with

For most **Document Codes** that start with 'Y', you need to add a suitable **Document Reason**. You can find out what reason is required by viewing the relevant guidance for your **Document Code** in Table 1 and 2 of Appendix 5A on [Documents and Other Reference Codes](#) on GOV.UK (Table 1 for Union code and Table 2 for National codes).

See [Data guide: TSS declaration data requirements D/E 2/3](#)

Error CDS71200: Documents with identical Document References are not permitted

Error	Corresponding field	Description of error
CDS71200	Item level: Document Reference	<p>Documents with identical Document References are not permitted.</p> <ul style="list-style-type: none">There is a duplication. You can't use the same reference on a single goods line

Document Code	Document Reference	Document Status
C506	XIDPO0012345	
C506	XIDPO0012345	

Resolution

How to find the field

Document References are part of the information for documents in the **Document Reference** tab. To find this, navigate to the **Goods Records** tab at the bottom of the consignment page, click on the relevant item. This will be the item that matches the goods shipment / goods item reference in the error code.

Once you have selected the right item, navigate to the **Document Reference** tab at the bottom of the item page, where you can view your documents.

What you need to populate with

Identify the documents with a combination of the same **Document Codes** and **Document IDs** and amend one of them to resolve this error.

For example, a combination of 'C644 Doc ID 1234' and 'C644 Doc ID 1234' will trigger the error. However, a combination of 'C644 Doc ID 1234' and 'C678 Doc ID 1234' will not lead to this error.

See [Data guide: TSS declaration data requirements D/E 2/3](#)

Error Duplicate NI Statement NIIMP found on items: You should not input NIIMP in the 'Additional Information Codes' tab

Error

Duplicate NI Statement NIIMP found on items

Corresponding field

Item level: **Additional Information Codes** tab and constituent fields.

Description of error

You should not input NIIMP in the **Additional Information Codes** tab. This can only be inputted in the field **Goods Domestic Status** at a consignment (header) level.

Home > Goods Movement > SUP0000000005000554

Supplementary Declaration

Local Reference Number: SUP0000000005000554

SFD Declaration Reference: DEC00000000010001422

* Goods Domestic Status: NIDOM (UK domestic status goods)

* Which type of declaration do you intend to make? Declaration for release for free circulation or end-use (includes 07XX, 40XX, 42XX, 4...

Status: Trader Input Required

* Any procedure(s) not currently supported by TSS? No

Document Reference: Tax Bases: Item Valuation: **Additional Information**: Detail Previous Document: Additional Procedure

National Additional Codes: Duty Lines

Additional Information

Item Record	Additional Information Code	Additional Information Description
Transmission gearbox	NIIMP	115
Transmission gearbox		

Resolution

How to find the field

To find the field **Goods Domestic Status**, refer to the **Supplementary Declaration** section of the consignment page.

To find the **Additional Information Codes** tab, navigate to the **Goods Records** tab at the bottom of the consignment page, and click on an item. Navigate to the bottom of that item's page, to see the **Additional Information Codes** tab.

What you need to populate with

Ensure that for every item, you do not input the code NIIMP in the **Additional Information Codes** tab. You should only enter NIIMP or NIDOM in the **Goods Domestic Status** field.

Refer to the [Data guide: TSS declaration data requirements](#) for more information on NIIMP.

See [Data guide: TSS declaration data requirements](#) D/E 2/2

END